




Elastolith Flexible Brick Facade

A versatile cladding system that's faster, simpler, and more cost-effective.



Colours at a Glance

TechBrick comes with a wide range of looks and design options.

With more than 300 standard colors, our large selection of TechBrick works with any building style. Whether the design calls for a modern, traditional or rustic design.

Custom colors and textures available upon request.

Adhesive Colours



BROWN



ANTHRACITE



GREY



SAND GREY



WHITE



LIGHT GREY



POLAR ICE




LATTE




CREME BRULEE




GINGERBREAD




TRADITIONAL



BARNYARD



CABERNET



NEW ENGLAND



BURNT TIMBER



CAMPFIRE



SANDSTORM



WILD ROSE



MIDNIGHT



ARCTIC



BATTLESHIP



RUNDLE

Working with TechBrick & Adhesives



Bonding:

With the help of a notched trowel (4mm) spread special Elastolith adhesive on an area of approximately 1sq.metre. Do not spread on wider area, due to the fast drying rate of the adhesive. Thickness of the layer should be around 2 mm. It is recommended to start from the top of the wall and work your way to the bottom.



Pressing:

Press the flexible Elastolith brick slip to the freshly applied adhesive and leave 12-14mm space between the brick slips. You must carefully press over its entire surface to the adhesive immediately after the application.



Grouting:

After pressing the flexible brick slips the fresh excess adhesive must be removed by using a brush (12mm wide). It is very important to pay attention to the execution of sealing the joints to block the access of the water between the brick slips and the adhesive. It is very important to cover the edges of the brick slips, they must be fully coated with the adhesive.

Product colors shown in digital and print are for representation only. Actual colors will vary.